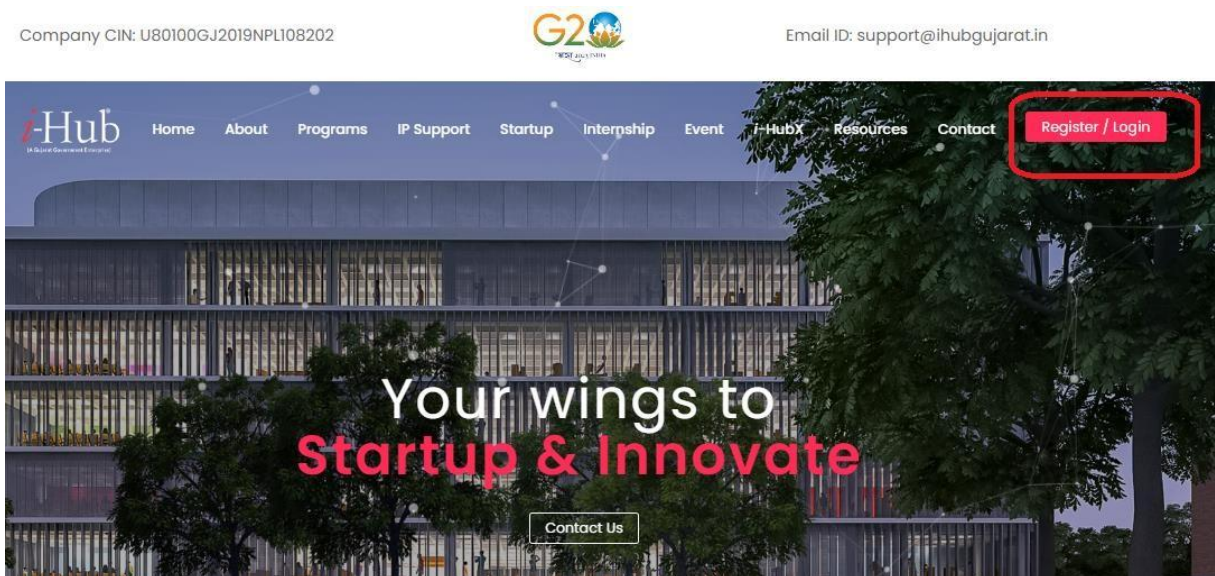


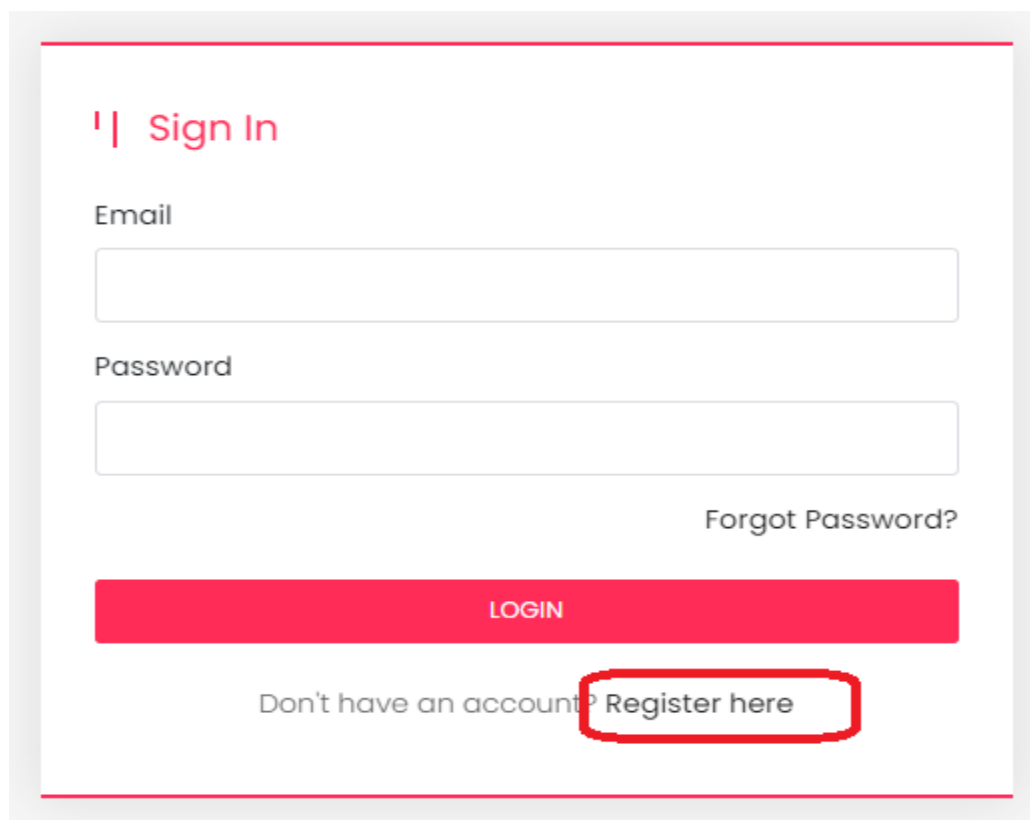
# Manual to Apply for Startup Srujan Seed Support (S4) Grant

1. Visit: <http://ihubgujarat.in/>

2. Click on **Register/Login**:



3. Click on **Register Here**:



|| Sign In

Email

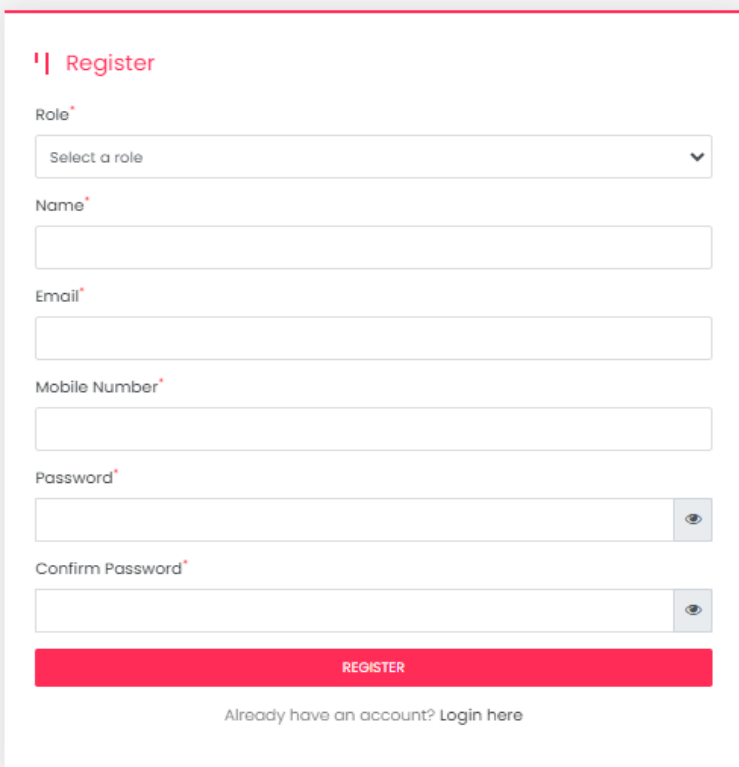
Password

Forgot Password?

LOGIN

Don't have an account? Register here

#### 4. Register:



The screenshot shows a registration form titled "Register". It includes the following fields: "Role" (a dropdown menu with "Select a role" as the placeholder), "Name", "Email", "Mobile Number", "Password", and "Confirm Password". Each field has a red asterisk indicating it is required. There are eye icons to toggle visibility for the password fields. A red "REGISTER" button is at the bottom, and a link "Already have an account? Login here" is below it.

#### Select Role:

**Startup:** The entity registered as a partnership or incorporated as a Limited Liability Partnership (LLP) / Private Limited (PVT).

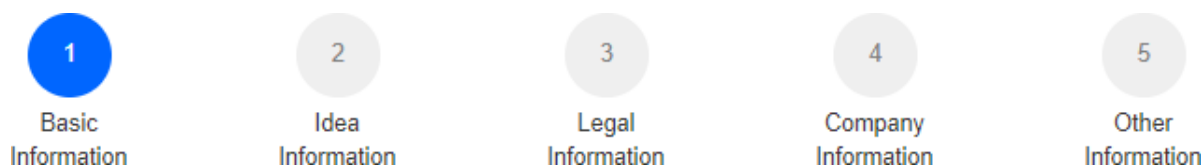
**Innovator:** Individuals working on innovative products or processes without any kind of registered entities.

**Student:** Any current Student.

Add Name, Email ID and Mobile Number of any Founder / Promoter / Director / Inventor

#### 5. Login and Complete the Profile:

##### Profile:



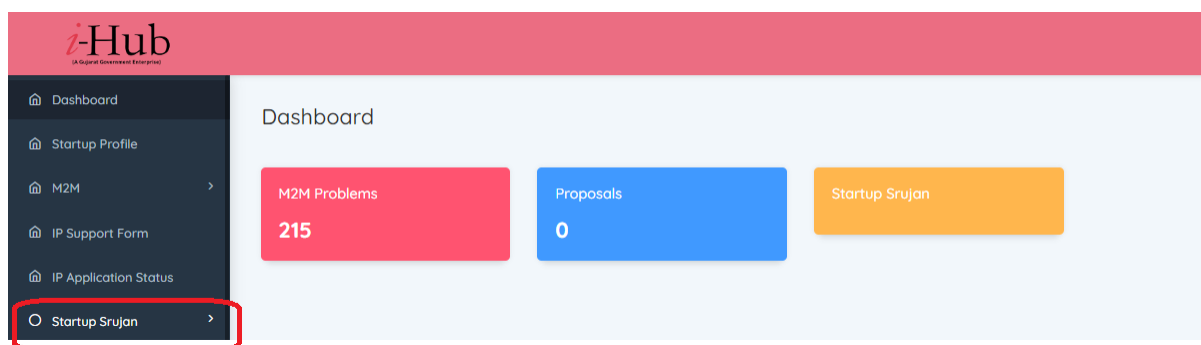
#### 6. After Completing the Basic Profile, **Click on Profile Ready for Review:**

Profile Ready For Review

7. The iHub admin team will review the submitted application, communicate necessary corrections, and then approve it (please allow 24 hours after submission).

8. Upon approval, you will receive an email on your registered Email ID confirming the approval of your profile.

9. Log in with your registered Email ID, and then click on 'Startup Srujan' in your dashboard.



To apply for the Srujan Seed Support, you will be asked to provide the following information:

- How much funding is required to take the PoC (Proof of Concept) to the Minimum Viable Product (MVP) or Prototype.
- Justifiable reason for the need of Startup Srujan Grant.
- One-page budget plan (format provided on the portal).
- Pitch deck (format provided on the portal).

### Startup Srujan Data

How much funding do you require to take your Proof of Concept (PoC) to Prototype/Minimum Viable Product (In INR) \*

Below 2 Lakhs

Please justify why you need the Startup Srujan Grant \* **MAX:1000 CHARACTERS**

orem Ipsum is simply dummy text of the printing and typesetting industry. Lorem Ipsum has been the industry's standard dummy text ever since the 1500s, when an unknown printer took a galley of type and scrambled it to make a type specimen book. It has survived not only five centuries, but also the leap into electronic typesetting, remaining essentially unchanged. It was popularised in the 1960s with the release of Letraset sheets containing Lorem Ipsum passages, and more recently with desktop publishing software like Aldus PageMaker including versions of Lorem Ipsum

Attach a one-page budget plan on how you will spend the Grant if approved (Also mention this in your Pitch Deck) \* **PDF, PPTX, DOC - Download Template**

ss\_Pitch\_Deck40918\_16691318489978\_sample-file.pdf

Upload your Pitch Deck strictly in the following format \* **PDF, PPTX, DOC - Download Template**

ss\_Pitch\_Deck\_format40918\_16691318489994\_sample-file.pdf

10. Provide the required information in the Startup Srujan form and submit your application.

11. Once you've successfully completed the Startup Srujan application, the iHub team will reach out to you for the next steps.